



# Gaming Keyboard

## K9PRO

User Manual

MADE IN CHINA

### K9PRO Membrane Keyboard Specification

89keys, Membrane keyboard

Top cover: ABS

Bottom cover: ABS

Keycaps: painting and laser ES layout

LED effects: RGB

25 anti-ghosting keys

1.75M PVC Cable

Dimension: 370mm x 152mm x 30mm

### FN Combination Functions:

FN+ F1= Media

FN+ F2= Volume-

FN+ F3= Volume+

FN+ F4= Mute

FN+ F5= CD Stop

FN+ F6= Previous Track

FN+ F7= Play/Pause

FN+ F8= Next Track

FN+ F9= Email

FN+ F10= Web/Home

FN+ F11= Lock/ unlock keyboard



FN+ F12= Calculator



FN+ W= Switch "WSAD" and "↑↓←→" functions

FN+ Win= Lock/ unlock Win key

### Backlight Effects:

☼ = Turn On/Off keyboard backlight

FN+  /  = Brightness increasing/Brightness decreasing

FN+  /  = Increase backlit frequency/Decrease backlit frequency

### Functions of Roller Button:

FN+Roller Button= Switch "lighting" or "volume" state

When the "lighting" indicator is on, press the button, it will change the color mode.scroll the button, it will increase/decrease the backlit frequency.

When the "volume" indicator is on, scroll the button, it will turn up/turn down the volume.

Anti-ghost keys: Q, A, Z, W, S, X, E, D, C, B, F, T, Y, U, 4, 6, 0, BACK, F9, }, Enter, /?, ESC, Space, Tab

EN