

80.00 mm

110.00 mm

QUICK GUIDE

TEMPEST

BEAST K20

MECHANICAL WIRELESS
RGB GAMING KEYBOARD

How to connect

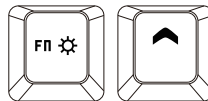
WIRED MODE

USB plug and play, connect the Type C plug into keyboard and the USB plug into computer.

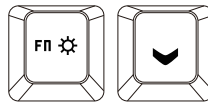
WIRELESS MODE OFF ON

turn on keyboard on the bottom and find the switch to turn on.
Long press FN+Q/W/E/R/T (can connect 5 devices),
when Q shining, device can be searched on PC and connected.

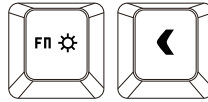
Key Function



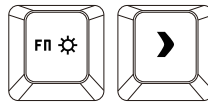
LED brightness +
Brightness adjust, 5 brightness levels, default level3




LED brightness -
Brightness adjust, 5 brightness levels, default level3



LED speed -
LED running speed adjust, 4 different speeds



LED speed +
LED running speed adjust, 5 different speeds



switch LED mode
in total 19 RGB modes

Fn+Win

Windows key lock

Fn+Space key

long press for 3sec to reset